

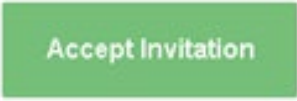


# Registering for Options online

**Note:** The majority of students registered last year. Please check with them first before using this guide. If they have done this, go directly to [www.sims-options.co.uk](http://www.sims-options.co.uk), click the 'G' symbol and use the student email and password to sign in.

The options online module will only work with the student email address that ends @horsforthschool.org. Please do not try and use your own private address to register.

## **Instructions if not registered:**

Students will have been **emailed** an invitation to join to their school email account from [noreply@sims.co.uk](mailto:noreply@sims.co.uk) . Find this email and then follow the instructions below:

1	<b>Highlight and copy your personal invite code</b>
2	Click on 
3	Scroll down and Click on 
4	Scroll down and then select the <b>Google Icon</b> below 
5	<b>Paste in the personal invite code from the original email</b>
6	<b>Enter student date of birth</b>
7	Select the 'SIMs options' module from the bottom of the screen <b>OR</b> go to <a href="http://www.sims-options.co.uk">www.sims-options.co.uk</a>