




Registering for Options online

Note: The majority of students registered last year. Please check with them first before using this guide. If they have done this, go directly to www.sims-options.co.uk, click the 'G' symbol and use the student email and password to sign in.

The options online module will only work with the student email address that ends @horsforthschool.org. Please do not try and use your own private address to register.

Instructions if not registered:

Students will have been **emailed** an invitation to join to their school email account from noreply@sims.co.uk . Find this email and then follow the instructions below:

1	Highlight and copy your personal invite code
2	Click on 
3	Scroll down and Click on 
4	Scroll down and then select the Google Icon below 
5	Paste in the personal invite code from the original email
6	Enter student date of birth
7	Select the 'SIMs options' module from the bottom of the screen OR go to www.sims-options.co.uk