


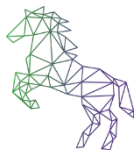


Year 7 MFL Homework Menu: Horsforth

For each unit you must choose one take away item for homework. The chilli rating suggests the difficulty of the task, or the challenge it might offer. Choose your homework from the menu below. The extra hot tasks will gain the most bonus points. You can earn an extra bonus point for putting in maximum effort. Your teacher will set your deadline and how you should submit your work.

<p>More advanced thinking skills</p> 		<p>Creating</p> <p>6</p> <p>Design a leaflet advertising a real or ideal town.</p>		
		<p>Evaluating</p> <p>5</p> <p>Research and compare typical houses/towns in England with those in France/Spain.</p>		
		<p>Analysing</p> <p>4</p> <p>Describe your actual house / town and compare it to your ideal house / town. E.G. "In my house there is but in my ideal house..."</p>	<p>Spot, correct and explain the errors in the text.</p>	
		<p>Applying</p> <p>3</p> <p>Prepare and record a description of your home on a voki.</p>	<p>Produce a quiz or worksheet to test parts of the house or town.</p>	<p>Complete the worksheet or page in your booklet directed by your teacher.</p>
		<p>Understanding</p> <p>2</p> <p>Translate or illustrate the description of the house/town/area.</p>	<p>Read the text and answer the questions.</p>	<p>Complete the respective "Final Test" on Linguascope.</p>
<p>Thinking skills</p> 		<p>Remembering</p> <p>1</p> <p>Draw and label at least six parts of the house / places around town / areas.</p>	<p>Make a set of vocab cards or mini-flashcards as a memory aid.</p>	<p>Make up a song with actions or flashcards to help you learn parts of the house or town.</p>



Year 7 MFL Homework Menu: Horsforth

